

Flash CS3

Assessment Fact Sheet

Overview

The Flash CS3 test measures the candidate's knowledge of developing graphics presentations using Flash CS3. This test is designed for experienced developers.

Job Level	Professional
Job Family/Title	Web Developers/Designers

Details

Average Testing Time (minutes)	24 minutes
Allowed Time (minutes)	90 minutes
Maximum Number of Questions	30 questions
Number of Sitzings	One
Designed for Unproctored Environment	Yes
Question Format	Adaptive, Multiple Choice
Product Category	Multimedia and Web Design

Knowledge, Skills, Abilities and Competencies Measured



Measures knowledge of the following Flash CS3 topics:

- Action Script 3.0
- Animation and Tweening
- Flash Interface
- Publishing
- Runtime Environment
- Sound and Video
- Symbols and Library
- Text

Example Question

Which one of the Timeline Effects items below can act as a repeater by duplicating a selected object by the number of columns and then multiplying the columns by the number of rows?

a.) ☐ Copy To Grid
b.) ☐ Explode
c.) ☐ Transition
d.) ☐ Distributed duplication
e.) ☐ Expand

PREVISOR Time Remaining for this Question: 0h : 2m : 45s   POWERED BY PREVISOR

Example Report

Assessment Scores

Test: Flash CS3 [Detail Report](#)

This report is confidential and its contents are intended to assist in the prediction of an applicant's work behavior. If you would like more information about this interpretive report or other products that PreVisor offers, please contact your account representative.

Score: 2.35
Proficiency Level: Basic (1.51 - 2.50)
The candidate demonstrates an understanding of basic concepts of Flash CS3, including:

- Symbols and Library
- Animation and Tweening

The candidate may be proficient with intermediate Flash CS3 concepts, such as:


- Action Script 3.0
- Flash Interface
- Publishing
- Text

The candidate will likely be challenged by more advanced Flash CS3 concepts such as:

- Sound and Video
- Runtime Environment

Candidates scoring at the Basic level would benefit from formal training or self study in order to become more effective in Flash CS3.

Percentile Comparisons
The percentile score indicates how well the candidate scored relative to other candidates in the comparison population indicated by the score.

Percentile Comparisons							
	<table border="1"> <thead> <tr> <th>Low</th> <th>Medium</th> <th>High</th> </tr> </thead> <tbody> <tr> <td>30</td> <td>70</td> <td>100</td> </tr> </tbody> </table>	Low	Medium	High	30	70	100
Low	Medium	High					
30	70	100					
Global Population	12 						

Time Summary:
Time Taken (mm:ss): 01:00
Started on: 4/21/10 4:00 PM
Completed on: 4/21/10 4:02 PM

[Back](#) [Print](#) [PDF](#)